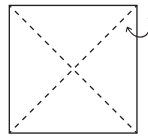
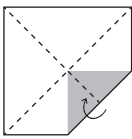
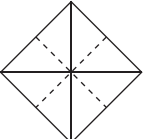
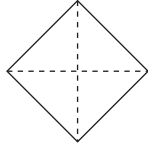
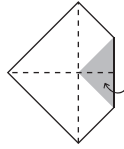

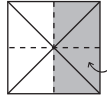




<p>GHOST</p> 	<p>1</p> <p>What is in a ghost's nose?</p>	<p>2</p> <p>What do you get when you cross a vampire and a snowman?</p>	<p>VAMPIRE</p> 
<p>8</p> <p>What kind of food would you find on a haunted beach?</p>	<p>Boo-gers</p> <p>A sand-witch</p>	<p>Frostbite</p> <p>Spare ribs</p>	<p>3</p> <p>What do skeletons order at a restaurant?</p>
<p>7</p> <p>What do you call witches who live together?</p>	<p>Broom-mates</p> <p>Trick or Tweet</p>	<p>I-Scream</p> <p>It over swept</p>	<p>4</p> <p>What is a ghost's favorite dessert?</p>
<p>PUMPKIN</p> 	<p>9</p> <p>What do birds say on Halloween?</p>	<p>5</p> <p>Why was the broom late?</p>	<p>CANDY CORN</p> 

Folding Instructions

<p>1: Cut along the dotted lines above. With the artwork facing down, fold each corner to the opposite corner.</p> 	<p>2: Next, fold all of the corners into the center.</p>  <p>2a: It should now look like the drawing below.</p> 	<p>3. Flip the page over so that all of the folds are now facing down.</p> 	<p>4. Repeat step 2 by folding all of the corners into the center.</p>  <p>4a. It should now look like this drawing below.</p> 	<p>5. Fold your page in half both horizontally and vertically.</p>  	<p>7. The final product should look like this! Enjoy!</p> 
--	--	--	---	--	---