


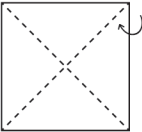
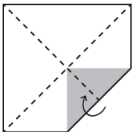
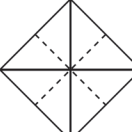
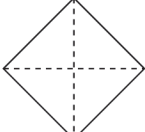
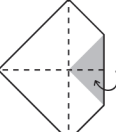
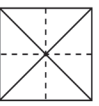
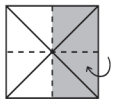


 <p>ACORN</p>	<p>1</p> <p>Why didn't the turkey eat any dinner?</p>	<p>2</p> <p>Why was the turkey the drummer in the band?</p>	 <p>LEAF</p>
<p>8</p> <p>If April showers bring may flowers, what do may flowers bring?</p>	<p>Pilgrims</p> <p>He was already stuffed</p>	<p>3</p> <p>Because he had the drumsticks</p>	<p>What kind of a key can't open doors?</p> <p>A tur-key</p>
<p>7</p> <p>What is a Pilgrims favorite type of music?</p>	<p>Plymouth rock</p> <p>Can a turkey jump higher than the Empire State building?</p>	<p>4</p> <p>Where's pop corn?</p>	<p>What is the best thing to put into a pie?</p> <p>Your teeth</p>
 <p>PUMPKIN</p>	<p>9</p> <p>Can a turkey jump higher than the Empire State building?</p>	<p>5</p> <p>What did the baby corn say to the mama corn?</p>	 <p>TURKEY</p>

Folding Instructions

<p>1: Cut along the dotted lines above. With the artwork facing down, fold each corner to the opposite corner.</p> 	<p>2: Next, fold all of the corners into the center.</p>  <p>2a: It should now look like the drawing below.</p> 	<p>3. Flip the page over so that all of the folds are now facing down.</p> 	<p>4. Repeat step 2 by folding all of the corners into the center.</p>  <p>4a. It should now look like this drawing below.</p> 	<p>5. Fold your page in half both horizontally and vertically.</p>  	<p>7. The final product should look like this! Enjoy!</p> 
--	--	--	---	--	---