

THANK YOU FOR DOWNLOADING FOOD THEMED BINGO



What is included in this pdf

- 1 instruction sheet
- 2 pages of calling cards
- 5 pages of Bingo cards with 2 games per page for a total of 10 different cards
- **For a set of 30 cards, you can purchase the full version at pjsandpaint.com**
- 3 pages of printable Bingo markers

Everything is sized to print onto standard 8.5x11 inch piece of paper. For the best quality, I would recommend printing onto white card-stock. Once printed, cut out the calling cards and game cards using scissors or a paper cutter.

How to play:

Designate one person to be the caller. This person will not need a bingo card this round. The caller should shuffle the stack of calling cards.

Hand out the bingo cards to all of the players. Give everyone some type of marker to place on the spaces as items are called out. I have included some printable markers you can cut out and use, or you can use anything from pennies, to candy etc. If you choose to use these printable bingo chips, I would recommend using a 1 inch hole punch to make cutting them out a little bit easier. Alternatively, if you only plan on using the bingo cards one time, you can use a pen or marker to make an X on the bingo card itself.

The caller will now pick one card out of the pile at a time and amount it to the bingo players. Place a marker on that space on your board. The first player to get 5 in a row, wins!




CARROT




DONUT




CORN




PINEAPPLE



APPLE



EGGS




CHEESE



CUPCAKE




BANANA



RED PEPPER




PEAS




ORANGE




WATERMELON




HAMBURGER



PIZZA



FRENCH FRIES




LEMON



ICE CREAM



BROCCOLI



STRAWBERRY




LETTUCE



CHERRIES



PUMPKIN



GRAPES

BINGO



BINGO



BINGO



BINGO



BINGO



BINGO



BINGO



BINGO



BINGO



BINGO



