
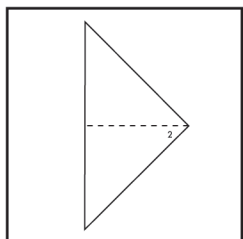


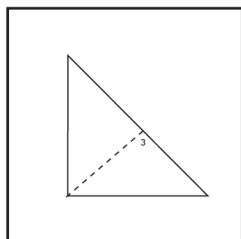
**PAPER SPIDER WEB INSTRUCTIONS:**



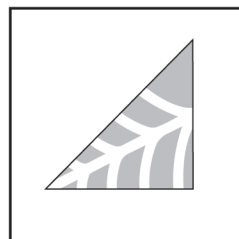
1. Cut out the square along the solid black lines. Flip the page over so that the blank side is facing up.




2. Fold diagonally along dotted line marked "2."



3. Fold along the dotted line marked "3."



4. Fold along the dotted line marked "3."



5. Cut out the gray shaded sections leaving the white web shape. Unfold and see your completed spider web.